



A Guide to
Free and Low Cost
Activities to do
with Children
in New York City



New York
Early Childhood
Professional
Development
Institute





Welcome!

Welcome to the ACS/CUNY Informal Family Child Care Project *Guide to Free and Low Cost Activities to do with Children in New York City!* As a child care provider, you have the unique responsibility and joy of caring for children during an important time in their lives. Being out in the world adds variety to the day and helps children develop a sense of themselves and the world around them. We hope this guide makes your time with children easier, more interesting and more FUN!

Who we are:

The ACS/CUNY Informal Family Child Care Project (IFCC) is a partnership between the Administration for Children's Services (ACS) and the City University of New York (CUNY) created to support the important work you do with children and families every day. IFCC offers a variety of programs and services, including:

- Professional learning workshops
- Coaching and individualized support
- Career development, and
- Resources and materials to use with children

Who this guide is for:

Whether you are caring for one child a few days a week or several children on a regular basis, you are building relationships and providing important learning opportunities through the choices you make every day. IFCC created this guide for you, to share information about the rich resources and experiences available for young children in New York City, many of which are free or low cost.

How to use this guide:

Outings with children can include short trips – like a daily walk or a visit to a local park, library, or grocery store – or longer outings to specific destinations. In this guide, you will find information about places to visit with children and tips for making your outings safe and engaging. The guide is organized in two ways – by borough and by type of experience or venue – and puts information about the diverse resources NYC has to offer at your fingertips.

A stylized map of Staten Island in shades of purple and blue, showing street grids and geographical features, positioned at the top of the page.

Places to Visit in
**STATEN
ISLAND**

MUSEUMS AND CULTURAL INSTITUTIONS

Plan Your Visit

- **CHOOSE** a museum or cultural venue to visit.
- **PREPARE** for the outing.
 - Visit the venue's website or call in advance for information.
 - Choose one or two exhibits or areas to focus on during your visit.
 - Consider logistics like transportation, supervision, weather, and meals.
 - Inform families in advance about where you're going
 - Ensure children are dressed properly.
 - Pack a first aid kit.
- **BUILD** excitement before your visit.
 - **TALK** with children about what they might see and introduce new words and concepts (*What is a museum? What is an exhibit?*).
 - **READ** books and share stories about some of the things they may see.
 - **ASK** questions to learn what children are curious about.
- **LISTEN** and **OBSERVE** for opportunities to introduce new words or concepts
- **ASK** open-ended questions like:
 - **What** do you **NOTICE**?
 - **What** do you **WONDER**?
 - **How** does it make you **FEEL**?
- **Make it FUN!**
 - Invite children to **ACT OUT** what they see.
 - **PLAY** "I SPY" (*I spy something red, round, HUGE, tiny, etc.*).

Extending Learning

- At home, **ENCOURAGE REFLECTION** about the outing.
You might ask:
 - What did you like the most about our trip today?
 - What new words did you learn?
 - What can we find or use at home to make our own art (*or structures, animals, etc.*)?
- **EXTEND** children's learning by trying the following activities after your visit:
 - **CREATE** an art gallery with children and **OBSERVE** each other's creations.
 - **READ** and **TALK** about art and creative expression.

While You're There

- **FOLLOW** children's lead and let them guide your exploration.
- **OBSERVE** children interacting with exhibits, displays, activities.
- **DOCUMENT** your observations with pictures or notes to help children remember the experience later.

STATEN ISLAND Museums and Cultural Institutions

Staten Island Children's Museum

1000 Richmond Terrace
 Staten Island, NY 10301
 (718) 273-2060
 sichildrensmuseum.org

Low Cost Admission: \$6 for anyone 1 years old and up

The Staten Island Children's Museum is open to children of all ages, offering a broad selection of exhibits, programs, special events, and creative activities. Learn, grow and be entertained with a hands-on, kid-friendly experience!

Directions:

 Staten Island Ferry > **S40** to Richmond Ter/Snug Harbor Rd

Staten Island Museum


75 Stuyvesant Place (at Wall St)
 Staten Island, NY, 10301
 (718) 727-1135
 statenislandmuseum.org

Pay As You Wish

Mon-Sat 10am-5pm, Sun 12pm-5pm

Especially for thinkers, doers and the curious who are seeking diverse and engaging experiences in a unique setting, Staten Island Museum is the place for exploring the dynamic connection between natural science, art and history since 1881.

Directions:


 Staten Island Ferry or **S67** to Bay St/Borough Pl
 Or **S52** to St Marks Pl/Wall St

St. George/New Brighton Historic District

Staten Island, NY 10301

Between the years of 1835 and 1987, dozens of buildings, with different architectural styles, were built on the northern tip of Staten Island. Having been well-kept over the years, a hearing was held by the Landmarks Preservation Commission to designate the buildings, as well as their boundaries, as a Historic District.

Directions:

 Staten Island Ferry to (St. George Terminal)
 or **S52** to Westervelt Ave/Hamilton Ave

PARKS, RECREATION AND OUTDOOR VENUES

Plan Your Visit

- **CHOOSE** a park or other outdoor venue to visit.
- **PREPARE** for the outing:
 - Visit the venue's website or call in advance to plan trip logistics.
 - Choose one or two areas to focus on during your outing.
 - Consider logistics like transportation, supervision, weather and meals.
 - Inform families in advance about where you're going.
 - Plan your route and be prepared to adjust based on children's needs.
 - Ensure children are dressed properly.
 - Pack a first aid kit.
- **TALK** about what to expect.
 - What do they think they will see?
 - Are there games or equipment they look forward to playing with?

While You're There

- **ENCOURAGE** children to use their SENSES.
 - **ASK** them to close their eyes and tell you what they hear or smell.
 - **TOUCH** tree bark and other clean, safe objects you find and talk about texture, shape and size.
- **ENCOURAGE** children to **LOOK** for wildlife.
 - **LOOK** under rocks and sticks for bugs, look up in the trees for birds.
 - **LOOK** for animal tracks or for feathers that can tell the story of the animals that live in the area.

- **GO** on a scavenger hunt! Work together to create a list of items you may find and see outdoors.
- **COLLECT** leaves, rocks, sticks and other items to bring back with you.

Extending Learning

- When you get home, **ENCOURAGE REFLECTION** about their experience and discoveries.
- You might ask:
 - What did you like the most about our time outside today?
 - What did you find on our outing today?
- **DISCUSS** what they see and **EXPAND** on their observations using descriptive words.
- **EXTEND** their learning by trying the following activities with them after your outing:
 - **ASK** children to share their observations and discoveries.
 - **OFFER** books and **FACILITATE** discussions about the outdoors, living in a city, the animals they saw.
 - **MAKE** art using the items you collected. Press flowers, glitter pinecones or draw part of your favorite park outdoor activity.

STATEN ISLAND Parks, Recreation and Outdoor Venues


Westervelt Community Garden

143 Westervelt Avenue (between Curtis Place and Cleveland Street)
Staten Island, NY 10301

nyrp.org/green-spaces/garden-details/westervelt-family-and-community-garden
Free Admission

Founded in 1985, the Westervelt Community Garden is an important neighborhood resource. It is one of only a handful of community gardens on Staten Island. In the front of the garden, mature trees provide shade for local residents and visitors, while resourceful local gardeners grow vegetables and herbs – including peppers, eggplant, basil and parsley. A picnic table and grill in the back of the space make it an ideal location for barbeques and community gatherings.

Directions:

S42 S52 to Westervelt Ave/Crescent Ave
or  Staten Island Ferry to (St. George Terminal)

Seaside Nature Wildlife Park Playground

Nelson Ave, Staten Island, NY 10308 at Tennyson Dr.
Staten Island, NY 10308

(212) 639-9675

nycgovparks.org/parks/seaside-wildlife-nature-park
Free Admission

Eschewing the high-tech tack other city parks have taken, the park's planners put the sea theme front and center with two boatlike play structures—one with a regal dragon shiphead—an open-jawed shark jungle gym, a mini lighthouse and a gleaming, anatomically correct brass horseshoe crab, just for the fun of it. Plus, the soft white stuff in the huge sandy area seems as indigenous as the salty air.

Directions:

S79-SBS to Hylan Blvd/Nelson Ave or **X1 X2** to Hylan Blvd/Nelson Ave

LIBRARIES

Plan Your Visit

- **CHOOSE** a library to visit.
- **PREPARE** for your visit:
 - Visit the library's website or call the branch you will be visiting. Most library branches offer interactive story times for different age groups as well as many other free programs and activities.
 - Consider visiting the library in advance to meet the children's librarian and learn the layout of the library.
- **SIGN UP** for your own library card if you don't already have one, and ask parents if their children have library cards before you go.
- **PREPARE** children for story times at the library by setting aside a daily Story Time when you read aloud to children. If there are older children in your care, you may want get them involved in reading aloud to children as well.

While You're There

- **INTRODUCE** the children to the children's librarian and encourage children to ask for help with finding books. Older children may ask for help with homework assignments or projects.
- **DO** a Picture Walk.
 - Choose a book – preferably with lots of illustrations – and “walk” through the book, one page at a time.

- **OBSERVE** what children **NOTICE**.
- **TALK** about the characters and ask children to **PREDICT** what might happen, then
- **READ** the book together.

- **ENCOURAGE** children to select one or two books (or more!) to bring home. You may also consider checking out books on tape or CD, DVD's and other available resources.

Extending Learning

- When you get home, **ENCOURAGE REFLECTION** about their experience at the library.
- You might ask:
 - What was your favorite part of the story you heard today?
 - Why did you choose these books today?
- **EXPLORE** the following activities to continue promoting **EARLY LITERACY** and **LANGUAGE** development.
 - **READ** to and with children
 - **OBSERVE** how they **INTERACT** with books and stories
 - **INVITE** children to create books of their own.
 - **CREATE** a quiet and comfortable *Book Nook* or area in your home with books and soft materials.

Branches

Dongan Hills Library

1617 Richmond Road
Staten Island, NY 10304
(718) 351-1444

Huguenot Park Library

830 Huguenot Ave
Staten Island, NY 10312
(718) 984-4636

New Dorp Library

309 New Dorp Lane
Staten Island, NY 10306,
(718) 351-2977

St. George Library

5 Central Ave
Staten Island, NY 10301
(718) 442-8560

Stapleton Library

132 Canal Street
Staten Island, NY 10304
(718) 727-0427

Tottenville Library

7430 Amboy Road
Staten Island, NY 10307
(718) 984-0945

Great Kills Library

56 Giffords Lane
Staten Island, NY 10308
(718) 984-6670

Mariners Harbor Library

206 South Ave
Staten Island, NY 10303
(212) 621-0690

Port Richmond Library

75 Bennett Street
Staten Island, NY 10302
(718) 442-0158

South Beach Library

21 Robin Road
Staten Island, NY 10305
(718) 831-8644

Todt Hill- Westerleigh Library

2550 Victory Blvd
Staten Island, NY 10314
(718) 494-1642

West New Brighton Library

976 Castleton Ave
Staten Island, NY 10310
(718) 442-1416



MTA New York City Subway

with bus and railroad connections

Key

- Part-line extension
- Local service only
- All rights flex (local and express service)
- Free subway transfer from non-subway transfer (excluding single ride ticket)
- Normal service
- Additional express service
- Bus connections
- Commuter rail service
- Subway transfer from non-subway transfer (excluding single ride ticket)
- (NIB) = northbound/uptown only
- (SBI) = southbound/downtown only

Station Name

To/away service more clearly, geography on this map has been modified. © 2014 MTA. www.mta.info

MTA New York City Transit Subway Service

A 8 Avenue Express	L 14 St-Canarsie Local	1 Broadway/77th Local
B 6 Avenue Express	M Nassau Street Express	2 7 Avenue Express
C 6 Avenue Local	N Nassau Street Express	3 7 Avenue Express
D 6 Avenue Express	O Broadway Local	4 Lexington Av Express
E 6 Avenue Local	P Broadway Express	5 Lexington Av Express
F 6 Avenue Local	R Broadway Local	6 Lexington Av Local
G Brooklyn-Queens Crosstown Local	S Broadway Local	7 Flushing Local
H 6 Avenue Local	T Franklin Av Shuttle	
I 6 Avenue Local	U 42 St Shuttle	
J 6 Avenue Local		
K 6 Avenue Local		
M 6 Avenue Local		
N 6 Avenue Local		
O 6 Avenue Local		
P 6 Avenue Local		
Q 6 Avenue Local		
R 6 Avenue Local		
S 6 Avenue Local		
T 6 Avenue Local		
U 6 Avenue Local		

Subway service may vary by time of day. Call 511 for travel and accessible service information, 24 hours a day. Check mta.info for the most up-to-date list of accessible stations.



This guide was produced with the generous support of the NYC Administration for Children's Services and the CUNY Service Corps program. Special thanks to CUNY Service Corps interns Amara Rime-Lulu, Anmol Kaur and Amanda Ernano.



ACS/CUNY Informal Family Child Care Project
NY Early Childhood Professional Development Institute
City University of New York

16 Court Street

Brooklyn, NY 11241

Phone: 718-254-7354

Email: IFCC@earlychildhoodny.org

